



# D6780 Global Grants Training

Jim Roxlo, D6780  
[jim@roxlo.com](mailto:jim@roxlo.com)  
423-774-3183



# Today's Agenda

Part 1: Why be involved in a Global Grant?

Part 2: Defining and designing a project

Part 3: Completing a Grant Application

Which parts are important to you?

# Why do a Global Grant?

# Build Peace

Positive Peace  
Workshops –  
two in Mexico,  
one in Columbia,  
and one this year  
in the US



# Save Lives

GG#1860594  
Cost Effective  
Kidney  
Transplants



# Meet the Beneficiaries





# Build a Health Center and bring a community together

The Oak Ridge Global Grant in Ghana brought together all the tribal chiefs to agree to support the Health Center



# Provide Basic Education

GG 1873073  
Sam Owori  
Memorial School  
in Uganda  
\$62,323





# Projects in U.S.

Global grants supported (“Reverse Global Grants”)

Kentucky D6740 Water and Sanitation project

Illinois D6490 anti-bullying

Rotaract Positive Peace Workshop

# What Global Grants have you been involved in?

Please briefly share (in Chat) the following:

1. What country?
2. What Area of Focus?
3. Was it fun?

# So why be involved in Global Grants?

In-depth Understanding

Significant Impact

Memorable Fun

End of Part 1

•

# Questions?

What does it take to make  
a Global Grant become reality?



# Defining and Designing your Project

# We often start here:


**My club wants a Global  
Grant but we don't  
know where to start!**



# Then we look at the Application!

Focus Area  
Sustainability  
Stewardship  
Needs assessment  
Partners  
Beneficiaries  
Funding

Too many tabs!  
So many questions!  
Too Complicated!



# Projects to join

- Join another club that is developing a Global Grant project
- Find a club overseas with a project that needs an International Partner with money
- Help fund Global Grants that have been developed by others. For example: Heart 2 Heart

References:

<https://www.rizones30-31.org/news/heart-2-heart/>  
[www.matchinggrants.org](http://www.matchinggrants.org)



# Example of a Project to join: Heart 2 Heart

- D4170 (Mexico City) and Zones 30-31
- 14-year growing relationship
- 8-10 Global Grants per year
- \$1MM per year total project cost
- Annual pilgrimage in November





# Projects you have joined

Please tell us the following:

1. Briefly describe a Global Grant project your club has joined with another club or district
2. What you personally got out of helping with that Global Grant project

# Some of us are now here



**That's all nice but we  
want to have our own  
project!**

# Be prepared to have your team:

- Be persistent
- Make multiple contacts with your Host Sponsor
- Find a way to do a Community Assessment in country
- Contact the RI staff member in charge of grants in that country
- Spend hours writing the grant application
- Be disappointed when the grant comes back to you for revision
- Be diligent with respect to the grant funds
- Be overwhelmed with awe when you see the results

# Suggestions to begin the process

1. Find a team of people in your club who are passionate about doing International service.
2. Find a project that all of you can get excited about.
3. Don't start the application until you know what you want to do!
4. Be thinking about fundraising projects and other ways to fund the grant.

# Important!!

- Don't let the funding define your project
- Find a good project and then get the funding
- We need big projects to be successful
- Bigger projects are easier to fund



# Develop your own project

- Where
- Who
- What
- Area of Focus
- Goals
- Short summary

# Where is your project?

- Do you have a traveler?
  - Someone who frequently visits another country
  - Has time to visit potential project areas
  - Can visit Rotary clubs
- Can you travel with others?
  - Churches
  - Non-Profit organizations
  - Other Rotary clubs
  - Use a Group Study Exchange
  - All of this travel can be paid by your District Grant

# Find a Host Sponsor

Determine what club (from the country you want to do the grant in) will be best to partner with:

- Active and experienced in Grants
- Willing to work with your club
- Accepting a balanced relationship
- Are District and Club qualified
- Build a personal relationship from the beginning

# Find potential project areas

- Check RI for other projects in country
- Ask local officials if they have a needs assessment
- Do the clubs have ideas?
- Is there a specific population in need?
- Are there local community health committees?

# Determine beneficiaries

- Beneficiaries are people, not organizations
- Can you count them?
- What do they need the most?

# Perform a Community Assessment

- Work with the local club
- Involve community health groups and governments
- Consider both assets and needs of the community
- Select a project
  - Near the top of the needs list
  - Time and scope of work interesting to the clubs
  - Do you need special expertise?
  - Relevant examples of success
  - Aligned with one of the six Areas of Focus
- Community assessment can be covered by District Grant



Reference:

[Community Assessment Form](#)

# Areas of Focus and Goals


- Areas of Focus are focused by the trustees
- It's best to have only one Area of Focus
- Review [Areas of Focus Policy Statements](#) for alignment with your project
- Pick specific goals you will be aligned with

Reference:

[Areas of Focus Policy Statements](#)



# Rotary's Seven Areas of Focus





# Policy – Water and Sanitation

## Area of Focus Statement of Purpose and Goals

TRF enables Rotarians to ensure communities' sustainable access to water, sanitation, and hygiene by:

1. Facilitating universal and equitable access to safe and affordable drinking water
2. Improving water quality by protecting and maintaining surface- and groundwater resources, reducing pollution and contaminants, and promoting wastewater reuse
3. Facilitating universal and equitable access to improved sanitation and waste management services in order to achieve open defecation-free communities
4. Improving community hygiene knowledge, behaviors, and practices that help prevent the spread of disease
5. Strengthening the capacity of governments, institutions, and communities to develop, finance, manage, and maintain sustainable water and sanitation services



# Steps of the Process

You can take these steps in any order

- Location
- Partner
- Beneficiaries and Needs
- Project Selection
- Area of Focus and Goals

Review these steps as you go

Review them again when you have them all in place

# Define your Project

Combine the work so far into a 2-sentence summary like this:

The Rotary Clubs of Butuan, Philippines and Jefferson City West, Missouri, USA will partner with Global Action Platform to provide community and economic development training for an initial 30,000 Indigenous People in the Caraga region of the island of Mindanao in the Philippines. This project is the first stage in a long-term program to provide these same skills and knowledge to about 1 million Indigenous People in the Caraga region in the coming years.



# End of Part 2

.

# Questions?

# Conclusion of Defining your Project

Yay!!!

Break Time


# Completing a Global Grant Application



Rotary

# Can be Overwhelming at first

Talk to the Grants Staff member for the country of your project



Oh, no!  
So much  
information I  
need to know!

# Global Grant Application Template

Start with the on-line template, not the Grant Module

- Editable Word document
- Easy to share and collaborate
- When you have good alignment with your partners and most of the fields are complete, you can easily transfer to the Grant Module

References:

[Global Grant Application Template](#)





# Global Grant Application Tabs / Steps

1. Basic Information
2. Committee Members
3. Project Overview
4. Areas of Focus
5. Measuring Success
6. Location and Dates
7. Participants
8. Budget
9. Funding
10. Sustainability
11. Review and Lock
12. Authorizations

# Do the easy items first

Delete fields you don't need for a Humanitarian grant

1. All fields related to VTT ( in Steps 6, 7, 10)
2. All fields related to Scholarships (in Steps 6, 7, 10)

Fill in the fields you can do now

- Most of steps 1, 3, 4, 5 and 6

# Identify the Team Members

## Step 2 Committee Members

1. Committee members for host club (in the country where the project will be implemented)
2. Committee members for international club (in another country; only one international club allowed)

## Step 7 Participants

1. Cooperating Organizations (usually needed for technical expertise) MOU required.
2. Other Partners (other Rotary groups or individuals who will work on the project, usually not needed)
3. Volunteer travelers (specialists, not typical Rotarians doing project oversight, usually not needed)

# Memorandum of Understanding

## Step 7 Participants

Must have an MOU signed by the Host Sponsor, International Sponsor and the Cooperating Organization if there is one or two.

The MOU designates the responsibilities of :

The Host Sponsor

The International Sponsor

The Cooperating Organization

# Host Sponsor's Responsibilities

- Provide technical and professional services in support of the Rotary Grant project
- Provide volunteer training, mentoring, and financial review
- Direct and coordinate local community education and public relations
- Seek community support and resources for the project
- Host visiting Rotarians who come to support or learn about the Rotary Grant project
- Manage the grant funds and pay suppliers, vendors, or contractors
- Prepare Rotary Grant project reports, in cooperation with the International Sponsor
- Measure and evaluate project activities

# International Sponsor's Responsibilities

- Direct and coordinate community education and public relations
- Direct and coordinate International fundraising efforts
- Travel to the project location to provide technical or professional service
- Maintain the master schedule of events
- Contact the Host partner and (optional) cooperating organization at least monthly to discuss progress and milestones
- Assist the Host Sponsor in implementing and reporting on the Rotary grant project and ensure progress reports are timely
- Issue monthly reports to leaders of both clubs and districts, plus key people in the relationship. Include a summary of contacts, milestones and accomplishments.

# Cooperating Organization's Responsibilities

- Provide expertise, infrastructure, advocacy, training, education, or other support for the Rotary Grant project
- Submit itemized expense statements and receipts to the Host Sponsor or International Sponsor for reimbursement
- Maintain sufficient records and data to complete reports to the Rotary Foundation
- Report activities and results to the Host Sponsor and International Sponsor accurately and in a timely way
- Measure and evaluate project activities
- Continue to support the project financially or programmatically after Rotary Grant funding ends

# What could go wrong?

Because there may be many entities involved in implementing a Global Grant, what could go wrong and how would you handle the situation?



# Conflict of Interest

## Step 2 - See COI definition

1. Does your club have potential conflicts of interest?
2. How do you identify them?
3. How do you control them?
4. Does your partner club have potential conflicts of interest?

# Project Plan

1. Develop an overall project plan with all the steps you know now. It will be used several places.
2. This plan is an important document. Identify all the steps you will need to make your project a success.
3. What elements need to be included?

# Sustainability

## Step 10 Sustainability

1. Start with the community assessment
2. Respect natural resources
3. Train the beneficiaries
4. Use local labor
5. Buy locally
6. Establish a maintenance plan
7. Train a monitoring group or person



Reference:

[Six Steps to Sustainability](#)

# Stewardship

1. Who is responsible for project funds and successful project completion?
2. How do you exercise responsibility?

(Answers in the chat box)

# Contingency Planning

This is a critical part of Stewardship

1. What do you do if you have a financial overrun?  
How could it happen?
2. What do you do if you have reporting issues?
3. What do you do if you have a communication problem?

# Monitoring, Evaluating, and Reporting

A critical part of Stewardship

1. How will you monitor the project?
  - Observations, verbal reports, data?

2. How do you evaluate what you know?

3. Who will do the reporting?

Best Practice:

Link reporting to events, not the calendar.

# Measuring Success

## Step 5 Measuring Success

1. Review standard measures in the Monitoring and Evaluation Plan Supplement
2. Select standard measures
3. Consider whether you should add measures based on sustainability and contingency planning

Reference:

[Global Grant Monitoring and Evaluation Plan Supplement](#)



# Budget

## Step 8 Budget

### ➤ Expense Categories:

- Accommodations
- Equipment
- Monitoring and Evaluation
- Operations
- Personnel
- Project Management
- Publicity
- Signage
- Supplies
- Training
- Travel
- Tuition



# Funding

## Step 9 Funding

- Do you have sufficient funding for the project?
- Does your District have as many global grants as it wants?
- Does your District have funds available for more Global Grants?
- Where can you get additional funding?
- Work with your District leaders to get the funding you need

# Funding Exercise

You are working on a Global Grant creating a water well for an orphanage in Sierra Leone. The project budget is \$45,000. Your club has raised \$7,000. Your District Foundation Chair will match club cash 2:1. Another district has contributed \$5,000 to your Global Grant project. A Rotarian from another club has given her Paul Harris Society contribution of \$1000 to your Global Grant. The World Fund will match DDF at 0.8:1 but not cash. Do you have enough funding to submit the grant?

\$ 7,000

14,000

5,000

1,000

15,200

**\$42,200**

# Approval Steps

- The two primary contacts (see Tab 1) review and approve and then the application is LOCKED (Tab 11)
- All contributing Districts approve the DDF. (DG and DRFC in Tab 12)
- The lead Districts DRFCs approve the grant for TRF compliance (Tab 12)
- The application is SUBMITTED.
- Partners sign to confirm acceptance of responsibility.
- The application is reviewed, maybe revised, and APPROVED.
- Partners set up banking instructions.
- TRF transfers funds to the project bank account.



Rotary

Reference:

[Global Grant Lifecycle](#)

You are now ready to submit your grant

.

# Questions?

# Call to Action

What will you do with the information  
you have learned about Global Grants?



# D6780 Global Grant Help

Jim Roxlo, Global Grant Chair

[jim@roxlo.com](mailto:jim@roxlo.com)

(423) 774-3183

Debbie Alexander-Davis, DRFC

[debrotary6780@gmail.com](mailto:debrotary6780@gmail.com)

(865) 717-3005

Catherine Colby, International Service Chair

[catherinelcolby@gmail.com](mailto:catherinelcolby@gmail.com)

(423) 315-2117

Beth Stubbs, Assistant Regional Rotary Foundation Coordinator

[beth@cpaoffices.com](mailto:beth@cpaoffices.com)

(865) 207-8772



# Exit Poll